

# એવાયએમ સીન્ટેક્સ લીમીટેડ

CIN : L99999DN1983PLC000045

રજીસ્ટર્ડ ઓફીસ : પ્લોટ નં. ૧, સર્વે નં. ૩૭૪/૧/૧, ગામ સૈલી, સિલવાસ-૩૯૬૨૩૦, (દાદરા અને નગર હવેલીનો સંઘ પ્રદેશ)

ફોન : +૯૧-૨૨-૬૧૬૩૭૦૦૦, ફેક્સ : + ૯૧ ૨૨ ૨૪૯૩૭૭૨૫ ફેક્સ : +૯૧ ૨૨-૨૪૯૩૭૭૨૫ ઇમેઇલ : complianceofficer@aymgroup.com

૩૧ ડિસેમ્બર, ૨૦૨૩ ના રોજ પુરા થતાં નવ માસિકના અનઓડિટેડ અલાયદા અને સંયુક્ત નાણાકિય પરિણામોના નિવેદનનો સાર

રૂ. લાખમાં

ક્રમ નં.	વિગતો	અલાયદા		સંયુક્ત									
		ત્રિમાસિક ગાળાના અંતે		નવ માસિક ગાળાના અંતે		વર્ષાંતે		ત્રિમાસિક ગાળાના અંતે		નવ માસિક ગાળાના અંતે		વર્ષાંતે	
		31.12.2023	30.09.2023	31.12.2022	31.12.2022	31.12.2022	31.03.2023	31.12.2023	30.09.2023	31.12.2022	31.12.2022	31.12.2022	31.03.2023
		અનઓડિટેડ	અનઓડિટેડ	અનઓડિટેડ	અનઓડિટેડ	ઓડિટેડ	અનઓડિટેડ	અનઓડિટેડ	અનઓડિટેડ	અનઓડિટેડ	અનઓડિટેડ	અનઓડિટેડ	ઓડિટેડ
1	કામકાજમાંથી કુલ આવક (સોખ્ખી)	33,291	33,456	34,908	98,874	1,13,425	1,46,565	33,291	33,456	34,908	98,874	1,13,425	1,46,565
2	ગાળાનો સોખ્ખો નફો/(તોટો) (વેરા, અપવાદરૂપ અને/અથવા અસાધારણ ચીજો પહેલા)	26	(243)	82	(947)	971	1,064	26	(243)	82	(947)	971	1,064
3	વેરા પૂર્વે ગાળાનો સોખ્ખો નફો / (તોટો) (અપવાદરૂપ અને/અથવા અસાધારણ ચીજો પછી)	(150)	(769)	82	(2,702)	971	1,064	(150)	(769)	82	(2,702)	971	1,064
4	વેરા પછી ગાળાનો સોખ્ખો નફો/(તોટો) (અપવાદરૂપ અને/અથવા અસાધારણ ચીજો પછી)	(92)	(494)	54	(1,732)	626	717	(92)	(494)	54	(1,732)	626	717
5	ગાળાનો કુલ સંયુક્ત આવક (ગાળાનો સંયુક્ત નફો/(તોટો) (વેરા પછી) અને અન્ય સંયુક્ત આવક (વેરા પછી) સહીત)	(98)	(498)	60	(1,746)	635	792	(98)	(498)	60	(1,746)	635	792
6	ભરપાઇ થયેલ ઇક્વિટી મુકી (પ્રતિદિઃ રૂ. ૧૦ની મુળકિંમત)	5,060	5,060	5,032	5,060	5,032	5,035	5,061	5,061	5,032	5,061	5,032	5,035
7	અનામતો (પુનર્નુલ્લંકિત અનામતો સિવાયની)	-	-	-	-	-	36,990	-	-	-	-	-	36,990
8	શેર દીઠ કમાણી (અસાધારણ ચીજો પહેલા) ( પ્રતિદિઃ રૂ. ૧૦ની)	(0.21)	(0.98)	0.11	(3.78)	1.25	1.43	(0.21)	(0.98)	0.11	(3.78)	1.25	1.43
	મુળ:	(0.21)	(0.97)	0.10	(3.74)	1.23	1.41	(0.21)	(0.97)	0.10	(3.74)	1.23	1.41
	છટાકેલી:												

નોંધો:

સેબી (સિક્કરિંગ ઓબ્લીગેશન અને ડિસ્કલોઝર રીકલાયરમેન્ટ્સ) નિયમન, ૨૦૧૫ ના નિયમન ૩૩ હેઠળ સ્ટોક એક્સચેન્જોમાં ફાઇલ કરેલ ત્રિમાસિક નાણાકિય પરિણામોની વિગતવાર માહિતીનો સાર ઉપર મુજબ છે. ત્રિમાસિક નાણાકિય પરિણામોની સંપૂર્ણ માહિતી બીએસઇ વેબસાઇટ (www.bseindia.com) અને એનએસઇ વેબસાઇટ (www.nseindia.com) અને કંપનીની વેબસાઇટ (www.aymsyntex.com) ઉપર ઉપલબ્ધ છે. અપવાદરૂપ અને /અથવા અસાધારણ ચીજો લગી વાગુ પડતી હોય ત્યાં, ઇન્ડ એક્સેસ નિયમો/એક્સેસ નિયમો મુજબ નફા અને નુકસાનના નિવેદનમાં સરખત કરાયેલ છે.

ઓફ ઓફ કાયરેક્ટરર્સ વતી અને માટે  
સહી/-  
અભિષેક માંડવેલાલા  
મેનેજિંગ કાયરેક્ટર અને ચીફ ઇજો  
ડીઝાઇન : ૦૦૭૩૭૭૮૫

સ્થાન : મુંબઈ  
તારીખ : ૫ ફેબ્રુઆરી, ૨૦૨૪



VISHAL

FABRICS LTD

ANYONE ANYTIME ANYWHERE

VISHAL FABRICS LIMITED

CIN: L17110GJ1985PLC008206

Reg. Office: Shanti Corporate House, Near Hira Rupa Hall, Bopal-Ambli Road, Ahmedabad-380058, Gujarat  
Contact No.: +02717 466959, E-mail: cs.vfi@chiripalgroup.com, Website: www.vishalfabricsltd.com

UNAUDITED FINANCIAL RESULTS FOR THE QUARTER ENDED 31<sup>ST</sup> DECEMBER, 2023

(Rs. in lakhs except EPS)

Sr No	Particulars	Quarter Ended			Nine Months Ended		Year Ended
		31.12.2023	30.09.2023	31.12.2022	31.12.2023	31.12.2022	31.03.2023
		Un-Audited	Un-Audited	Un-Audited	Un-Audited	Un-Audited	Audited
1.	Total Income from Operations (net)	40203.87	30912.72	38578.69	103952.39	117286.51	155189.43
2.	Net Profit for the period (before tax, exceptional and / or extraordinary items)	1084.34	627.34	1619.33	2050.47	5793.46	6893.50
3.	Net Profit for the period before tax (after exceptional and / or extraordinary items)	1084.34	627.34	1619.33	2050.47	5793.46	6893.50
4.	Net Profit for the period after tax (after exceptional and / or extraordinary items)	784.72	445.08	1202.62	1461.66	4214.55	5281.79
5.	Total Comprehensive Income for the period [comprising Profit for the period (after tax) and Other Comprehensive Income (after tax)]	821.07	481.43	1236.81	1570.71	4317.12	5569.09
6.	Equity Shares Capital (Face value of Rs. 5/- each)	9880.50	9880.50	9880.50	9880.50	9880.50	9880.50
7.	Reserve (excluding revaluation Reserve) as shown in the Audited balance sheet of the previous year	-	-	-	30720.501	27897.83	-
8.	Earnings per share (for continuing and discontinued operations)						
	Basic	0.40	0.23	0.61	0.74	2.13	2.67
	Diluted	0.40	0.23	0.61	0.74	2.13	2.67

Notes :

1. The figures of the corresponding previous quarter or year have been regrouped or reclassified where ever necessary, to make them comparable.

2. Results are prepared in compliance with Indian Accounting Standards, ("Ind-AS") notified by the Ministry of Corporate Affairs.

3. The above Financial Results were reviewed by the Audit Committee and approved by the Board of Directors at their respective meetings held on 6<sup>th</sup> February, 2024.

4. The Company has only one segment of activity namely Textile.

For VISHAL FABRICS LIMITED

Sd/-


BRIJMOHAN CHIRIPAL


MANAGING DIRECTOR

(DIN: 00290426)

Place: Ahmedabad

Date : 06/02/2024

		INDAG RUBBER LIMITED						
		CIN : L74899DL1978PLC009038						
		Regd. Office: 11, Community Centre, Saket, New Delhi-110017						
		E-mail: - info@indagrubber.com; Website: www.indagrubber.com; Phone: 011-26963172-73						
Extract of statement of unaudited financial results for the nine months and quarter ended 31st December, 2023								
(Rs. in lakh)								
S. No.	Particulars	Standalone				Consolidated		
		for the Quarter Ended (31/12/2023)	for the Nine Months Ended (31/12/2023)	for the Quarter Ended (31/12/2022)	for the Year Ended (31/03/2023)	for the Quarter Ended (31/12/2023)	for the Quarter Ended (30/09/2023)	for the Nine Months Ended (31/12/2023)
		(Unaudited)	(Unaudited)	(Unaudited)	(Audited)	(Unaudited)	(Audited)	(Unaudited)
1	Total income from operations	6,470.17	19,741.34	6,275.77	25,224.32	6,468.70	6,651.25	19,722.89
2	Net Profit/(loss) before tax and exceptional item	497.77	1,730.41	495.24	1,724.05	469.26	558.11	1,637.43
3	Net Profit/(loss) after exceptional item and before tax	497.77	1,730.41	495.24	1,724.05	469.26	558.11	1,637.43
4	Net Profit/(loss) after tax	363.58	1,336.67	341.67	1,323.66	349.86	433.99	1,258.49
5	Total Comprehensive Income [Comprising Profit/(loss) (after tax) and other Comprehensive Income (after tax)]	520.57	1,722.61	383.20	1,156.75	506.86	496.74	1,644.43
6	Paid up Equity Share Capital (Face value of Rs 2/- each)	525.00	525.00	525.00	525.00	525.00	525.00	525.00
7	Other Equity				20,656.27		21,431.69	
8	Earnings Per Share (of Rs. 2/- each) (not annualised)							
	- Basic (in Rupees)	1.39	5.09	1.30	5.04	1.36	1.77	4.94
	- Diluted (in Rupees)	1.39	5.09	1.30	5.04	1.36	1.77	4.94
Notes :-								
1. The above unaudited financial results were reviewed by the Audit Committee on 5th February, 2024 and approved by the Board of Directors in the meeting held on 6th February, 2024.								
2. The above is an extract of the detailed format of the financial results for the nine months and quarter ended 31st December, 2023, filed with the Stock Exchange(s) under Regulation 33 of the SEBI (Listing Obligations and Disclosure Requirements) Regulations, 2015. The full format of the financial results for the nine months and quarter ended 31st December, 2023 is available on the Stock Exchange website www.bseindia.com and Company's website www.indagrubber.com.								
Place : New Delhi							For Indag Rubber Limited	
Date : 6th February, 2024							Sd/-	
							(Whole-Time Director)	

		<h1>S Chand And Company Limited</h1> <p>Registered Office: A-27, 2nd Floor, Mohan Co-operative, Industrial Estate, New Delhi-110044, India Email: investors@schandgroup.com; Website: www.schandgroup.com; Phone: +91 11 49731800 Fax: +91 11 49731801; CIN: L22219DL1970PLC005400</p>									
Extracts of the Unaudited Standalone and Consolidated Financial Results for the quarter and nine months ended December 31, 2023											
(₹ in millions)											
S. No.	Particulars	Standalone					Consolidated				
		Quarter ended		Nine months ended		Year ended	Quarter ended		Nine months ended		Year ended
		December 31, 2023	December 31, 2022	December 31, 2023	December 31, 2022	March 31, 2023	December 31, 2023	December 31, 2022	December 31, 2023	December 31, 2022	March 31, 2023
		Unaudited	Unaudited	Unaudited	Unaudited	Audited	Unaudited	Unaudited	Unaudited	Unaudited	Audited
1	Total Income from operations	273.58	263.09	990.39	1,121.57	2,636.21	811.71	755.9	2,344.77	2,446.62	6,432.35
2	Profit/(loss) before exceptional items and tax	-197.97	-228.93	-351.09	-176.71	254.87	-507.47	-391.3	-1,115.71	-723.11	620.39
3	Profit/(loss) before tax	-197.97	-228.93	-351.09	-278.33	102.03	-507.47	-391.3	-1,115.71	-566.83	776.67
4	Profit/(loss) for the period/year (after tax)	-140.44	-181.93	-160.31	-238.61	42.45	-363.65	-304.94	-770.83	-441.14	575.92
5	Total comprehensive income for the period/year (comprising profit/(loss) and other comprehensive income for the period/year)	-139.51	-182.06	-162.98	-240.72	30.39	-358.76	-304.35	-769.89	-441.49	554.75
6	Equity Share capital	176.09	175.78	176.09	175.78	175.78	176.09	175.78	176.09	175.78	175.78
7	Reserves and surplus (excluding Revaluation Reserves)	NA	NA	NA	NA	8,313.72	NA	NA	NA	NA	8,780.38
8	Earnings/(loss) per share (in ₹)										
	- Basic	-3.99	-5.17	-4.55	-6.79	1.21	-9.91	-8.69	-20.62	-12.58	16.42
	- Diluted	-3.99	-5.17	-4.55	-6.79	1.21	-9.91	-8.69	-20.62	-12.58	16.4


Notes:

- The above is an extract of detailed format of Quarterly and Nine Months ended Financial Results filed with the Stock Exchanges under Regulation 33 of The SEBI (Listing Obligations and Disclosure Requirements) Regulations, 2015. The full format of the Quarterly and Nine Months ended Financial Results are available on the company's website [www.schandgroup.com](http://www.schandgroup.com) and on the website of BSE Limited ([www.bseindia.com](http://www.bseindia.com)) and The National Stock Exchange of India Ltd. ([www.nseindia.com](http://www.nseindia.com)).
- The unaudited standalone and consolidated financial results for the quarter and nine months ended December 31, 2023 were reviewed by the Audit Committee at its meeting held on February 06, 2024 and have been approved and taken on record by the Board of Directors at its meeting held on February 06, 2024.

For and on behalf of the Board of Directors  
S Chand And Company Limited

Sd/-  
Himanshu Gupta  
Managing Director  
DIN: 00054015

Date: February 06, 2024  
Place: New Delhi

		SPRAYKING LIMITED			
		(Previously Known as Sprayking Agro Equipment Limited) CIN: L29219GJ2005PLC045508			
		Registered office: Plot No. 4009 & 4010, GIDC, Phase III, Dared Jamnagar, , Jamnagar, Gujarat, 361004 Contact No : +919328377772, 9328427772 • Email: cssprayingagro@gmail.com • Website: www.sprayingagro.com			
Extract of the Unaudited Financial Results Standalone & Consolidated for the Quarter ended 31st December 2023					
(Rs. In Lakhs)					
Sr. No.	Particulars	Quarter Ended			
		Standalone		Consolidated	
		31.12.2023	30.12.2022	30.12.2023	30.12.2022
		Unaudited	Unaudited	Unaudited	Unaudited
1	Total income from operations	246.92	529.73	3272.11	529.73
2	Net Profit / (Loss) for the period (before Tax, Exceptional and/or Extraordinary items)	19.08	39.19	510.08	39.19
3	Net Profit / (Loss) for the period before tax (after Exceptional and/ or Extraordinary items)	19.08	39.19	510.08	39.19
4	Net Profit/(Loss) for the period after tax (after Exceptional and/or Extraordinary items)	11.58	28.54	337.13	28.54
5	Total Comprehensive Income for the period (Comprising Profit/Loss for the period after tax) and Other Comprehensive Income (after tax)	11.58	28.54	337.13	28.54
6	Equity Share Capital	1056.79	317.28	1056.79	317.28
7	Reserves (excluding Revaluation Reserve as shown in the Audited Financial Result of 31.03.2023)	-	-	-	-
8	Earnings Per Share (of Rs. 10/- each) (for continuing and discontinued operations) -				
	1. Basic:	0.44	3.60	12.76	3.60
	2. Diluted:	0.44	3.60	12.76	3.60
Note: a) These consolidated unaudited financial results of the Company for the quarter and nine months ended 31st December, 2023 have been reviewed by the Audit Committee and then approved by the Board of Directors at their respective meetings held on 06th February, 2024. The Statutory Auditors of the Company have conducted a limited review of these financial results and have issued an unmodified review conclusion on the same. b) The above consolidated unaudited financial results have been prepared in accordance with the recognition and measurement principles of the Companies Indian Accounting Standards ("Ind AS") as prescribed under Section 133 of the Companies Act, 2013, read with the Companies (Indian Accounting Standards) Rules, 2015, as amended thereafter and other recognized accounting practices and policies to the extent applicable. c) These results have been prepared in accordance with the Indian Accounting Standard (referred to as "Ind AS") 34 - Interim Financial Reporting. d) The Company has not more than one reportable business segment. Hence, separate information for segment wise disclosure is not required in accordance with the of Ind AS (AS) 108 - "Segment Reporting". e) The figures for the corresponding previous period have been regrouped/ reclassified wherever necessary, to make them comparable.					
For Sprayking Limited (Previously Known as Sprayking Agro Equipment Limited) Sd/- Hitesh Pragajibhai Dudhagara (Managing Director)					
Date: February 06, 2024 Place: Jamnagar					