



October 16, 2014

To,
BSE Limited
Phiroze Jeejeebhoy Towers,
Dalal Street,
Mumbai – 400 001.
Scrip Code: 538598

Dear Sir,

Sub: Shareholding Pattern of 'Vishal Fabrics Limited' for the quarter ended 30.09.2014

With reference to Clause 37 of the Listing Agreement, kindly find enclosed herewith the shareholding pattern of our Company namely 'Vishal Fabrics Limited' for the quarter ended September 30, 2014.

Kindly acknowledge the receipt of the same.

Yours sincerely,
For VISHAL FABRICS LIMITED

**POONAM PABLA
COMPANY SECRETARY**



Vishal Fabrics Limited


(Formerly known as Vishal Fabrics Private Limited)
Corporate Identity Number: U17110GJ1985PLC008206

Corporate Office :
Chiripal House, Near Shivranjani
Cross Roads, Safellite, Ahmedabad - 380015,
Gujarat, India | Ph.: 079-26734660/2/3
Email : info@vishalfabricsltd.com.

Registered Office :
Ranipur, Narol Road,
Ahmedabad-382405, Gujarat, India.
Ph.: 079-25353977/78/79/80
Website : www.vishalfabricsltd.com


Introductory sub-table (I)(a)

Name of the Company : VISHAL FABRICS LIMITED			
Scrip Code, Name of the Scrip, Class of Security: 538598, VISHAL, EQUITY			
Quarter ended: 30th September, 2014			
Partly Paid-up shares	No. of Partly Paid-up shares	As a % of total no. of Partly paid-up shares	As a % of total no. of shares of the Company
Held by promoter/Promoter group	0	0	0
Held by public	0	0	0
Total	0	0	0
Outstanding convertible securities	No. of Outstanding securities	As a % of total no. of Outstanding convertible securities	As a % of total no. of shares of the company, assuming full conversion of the convertible securities
Held by promoter/Promoter group	0	0	0
Held by Public	0	0	0
Total	0	0	0
Warrants	No. of warrants	As a % of total no. of warrants	As a % of total no. of shares of the company, assuming full conversion of the convertible warrants
Held by promoter/Promoter group	0	0	0
Held by Public	0	0	0
Total	0	0	0
Total paid-up capital of the company, assuming full conversion of warrants and convertible securities	13174000		



Statement Showing Shareholding Pattern


Table (I)(a)									
Category code	Category of Shareholder	Number of shareholders	Total number of Shares	Number of Shares held in dematerialized form	Total Shareholding as a percentage of total number of shares		Shares pledged or otherwise encumbered		
	(i)	(ii)	(iii)	(iv)	(v)	As a percentage of (A+B) ¹ (vi)	As a percentage of (A)+(B)+(C) (vii)	Number of shares (viii)	As a percentage (ix) = (viii)/(iv)*100
(A)	Shareholding of Promoter and Promoter Group ²								
1	Indian								
(a)	Individuals / Hindu Undivided Family	12	712000	712000		5.4	5.4	0	0
(b)	Central government / State Government(s)	0	0	0		0	0	0	0
(c)	Bodies Corporate	3	8988000	8988000		68.23	68.23	0	0
(d)	Financial Institutions / Banks	0	0	0		0	0	0	0
(e)	Any Other (Specify)	0	0	0		0	0	0	0
	Sub Total (A)(1)	15	9700000	9700000		73.63	73.63	0	0
2	Foreign								
(a)	Individuals (Non-Resident Individuals / Foreign Individuals)	0	0	0		0	0	0	0
(b)	Bodies Corporate	0	0	0		0	0	0	0
(c)	Institutions	0	0	0		0	0	0	0
(d)	Qualified Foreign Investor	0	0	0		0	0	0	0
(e)	Any Other (Specify)	0	0	0		0	0	0	0
	Sub Total (A)(2)	0	0	0		0	0	0	0
	Total Shareholding of Promoter and Promoter Group (A)=(A)(1)+(A)(2)	15	9700000	9700000		73.63	73.63	0	0
(B)	Public Shareholding								
1	Institutions								
(a)	Mutual Funds / UTI	0	0	0		0	0	0	0
(b)	Financial Institutions / Banks	0	0	0		0	0	0	0
(c)	Central Government / State Government(s)	0	0	0		0	0	0	0
(d)	Venture Capital Funds	0	0	0		0	0	0	0



(I)(b) Statement showing holding of securities (including shares, warrants, convertible securities) of persons belonging to the category "Promoter and Promoter Group"


Sr. No.	Name of the Shareholder	Details of Shared held			Encumbered Shares (*)			Details of warrants			Details of Convertible Securities			Total shares (including underlying shares assuming full conversion of warrants and convertible securities) as a % of diluted share capital
		Number of Shares held	As a % of grand total (A)+(B)+(C)	No.	As a percentage	As a % of grand total (A)+(B)+(C) of sub-clause (I)(a)	Number of warrants held	As a % total number of warrants of the same class	Number of convertible securities held	As a % total number of convertible securities of the same class				
1	Chiripal Industries Limited	6366000	48.3225	0	0	0	0	0	0	0	0	0	0	48.3225
2	Chiripal Exim LLP	1311000	9.9514	0	0	0	0	0	0	0	0	0	0	9.9514
3	Devkinandan Corporation LLP	1311000	9.9514	0	0	0	0	0	0	0	0	0	0	9.9514
4	Pritidevi B. Chiripal	296000	2.2468	0	0	0	0	0	0	0	0	0	0	2.2468
5	Nishi J Agarwal	72000	0.5465	0	0	0	0	0	0	0	0	0	0	0.5465
6	Shiwani V Chiripal	72000	0.5465	0	0	0	0	0	0	0	0	0	0	0.5465
7	Saloo J. Agarwal	48000	0.3644	0	0	0	0	0	0	0	0	0	0	0.3644
8	Priyanka Brijmohan Chiripal	40000	0.3036	0	0	0	0	0	0	0	0	0	0	0.3036
9	Savitridevi V. Chiripal	32000	0.2429	0	0	0	0	0	0	0	0	0	0	0.2429
10	Vishal V Chiripal	32000	0.2429	0	0	0	0	0	0	0	0	0	0	0.2429
11	Deepak J Agrawal	24000	0.1822	0	0	0	0	0	0	0	0	0	0	0.1822
12	Manjudevi J. Agarwal	24000	0.1822	0	0	0	0	0	0	0	0	0	0	0.1822
13	Ronak B Agarwal	24000	0.1822	0	0	0	0	0	0	0	0	0	0	0.1822
14	Urmiladevi J. Agarwal	24000	0.1822	0	0	0	0	0	0	0	0	0	0	0.1822
15	Vedprakash Devkinandan Chiripal	24000	0.1822	0	0	0	0	0	0	0	0	0	0	0.1822
	Total:	9700000	73.6299	0	0	0	0	0	0	0	0	0	0	73.6299

(* The term "encumbrance" has the same meaning as assigned to it in regulation 28(3) of the SAST Regulations, 2011




(I)(C)(i) Statement showing holding of securities (including shares, warrants, convertible securities) of persons belonging to the category "Public" and holding more than 1% of the total number of shares

Sr. No.	Name of the shareholder	Number of shares held	Shares as a percentage of total number of shares (i.e. Grand Total (A)+(B)+(C) indicated in Statement at para (I)(a) above }	Details of warrants			Details of convertible securities		Total Shares (Including underlying shares assuming full conversion of warrants and convertible securities) as a % of diluted share capital
				Number of warrants held	As a % total number of warrants of the same class	Number of convertible securities held	% w.r.t total number of convertible securities of the same class		
1	Harshadbhai Narandas Patel	336000	2.5505	0	0	0	0	0	2.5505
2	Mrudulaben Harshadbhai Patel	336000	2.5505	0	0	0	0	0	2.5505
3	Amar Harshad Patel	216000	1.6396	0	0	0	0	0	1.6396
4	Samir Narayan Bhuta	168000	1.2752	0	0	0	0	0	1.2752
5	Amar H Patel	168000	1.2752	0	0	0	0	0	1.2752
6	Pushpadevi Agarwal	153000	1.1614	0	0	0	0	0	1.1614
7	Ruchika M Agarwal	153000	1.1614	0	0	0	0	0	1.1614
8	Manmohan S Agarwal	147000	1.1158	0	0	0	0	0	1.1158
9	Shivkumar O Agarwal	147000	1.1158	0	0	0	0	0	1.1158
	Total :	1824000	13.8454	0	0	0	0	0	13.8454




(1)(c)(ii) Statement showing holding of securities (including shares, warrants, convertible securities) of persons (together with PAC) belonging to the category "Public" and holding more than 5% of the total number of shares of the company

Sr. No.	Name(s) of the shareholder(s) and the Persons Acting in Concert (PAC) with them	Number of Shares	Shares as a percentage of total number of shares (i.e. Grand Total (A)+(B)+(C) indicated in statement at para (1)(a) above)	Details of warrants		Details of convertible securities		Total shares (including underlying shares assuming full conversion of warrants and convertible securities) as a % of diluted share capital
				Number of warrants	As a % total number of warrants of the same class	Number of convertible securities held	% w.r.t total number of convertible securities of the same class	
		0	0	0	0	0	0	0
		0	0	0	0	0	0	0
	TOTAL	0	0	0	0	0	0	0



I (d) Statement showing details of locked - in shares

Sr. No.	Name of the shareholder	Number of locked-in shares	Locked-in shares as a percentage of total number of shares {i.e., Grand Total (A)+(B)-(C) indicated in Statement at para (I)(a) above}
1	CHIRIPAL EXIM LLP	1311000	9.951419
2	CHIRIPAL INDUSTRIES LIMITED	6366000	48.322453
3	DEEPAK J AGRAWAL	24000	0.182177
4	DEVKINANDAN CORPORATION LLP	1311000	9.951419
5	MANJUDEVI J. AGARWAL	24000	0.182177
6	NISHI J AGARWAL	72000	0.546531
7	PRITIDEVI B. CHIRIPAL	296000	2.246849
8	PRIYANKA BRIJMOHAN CHIRIPAL	40000	0.303628
9	RONAK B AGARWAL	24000	0.182177
10	SALOO J. AGARWAL	48000	0.364354
11	SAVITRIDEVI V. CHIRIPAL	32000	0.242902
12	SHIWANI V. CHIRIPAL	72000	0.546531
13	URMILADEVI J. AGARWAL	24000	0.182177
14	VEDPRAKASH DEVKINANDAN CHIRIPAL	24000	0.182177
15	VISHAL V CHIRIPAL	32000	0.242902
	TOTAL	9700000	73.6299



(II)(a) Statement showing details of Depository Receipts (DRs)				
Sr. No.	Type of Outstanding DR (ADRs, GDRs, SDRs, etc.)	Number of outstanding DRs	Number of shares underlying outstanding DRs	Shares underlying outstanding DRs as a percentage of total number of shares (i.e., Grand Total (A)+(B)+ (C) indicated in statement at para (I)(a) above}
	NIL	NIL	NIL	NIL

(II)(b) Statement showing holding of Depository Receipts (DRs), where underlying shares held by "Promoter/Promoter group" are in excess of 1% of the total number of shares				
Sr. No.	Name of the DR holder	Type of Outstanding DR (ADRs, GDRs, SDRs, etc.)	Number of shares underlying outstanding DRs	Shares underlying outstanding DRs as a percentage of total number of shares (i.e., Grand Total (A)+(B)+(C) indicated in statement at para (I)(a) above}
	NIL	NIL	NIL	NIL

(III)(a) Statement showing the voting pattern of shareholders, if more than one class of shares/securities is issued by the issuer							
Category code	Category of shareholder	Number of Voting Rights held in each class of securities			Total Voting Rights (III+IV+V)	Total Voting Rights i.e. (VI)	
		Class X	Class Y	Class Z		As a percentage of (A+B)	As a percentage of (A+B+C)
(I)	(II)	(III)	(IV)	(V)	(VI)	(VII)	(VIII)
	N.A.	N.A.	N.A.	N.A.	N.A.	N.A.	N.A.



For, Vishal Fabrics Limited

[Signature]
Company Secretary